

THIS FORM SHOULD BE USED FOR THE FOLLOWING UNITS


LEGEND

- From serial no. 1910B0143 up until now (Europe)
- From serial no. 1910H0352 up until now (America)

C-EP

- From serial no. 1910D0032 up until now (Europe)
- From serial no. 1910G0069 up until now (America)

PLEASE RETURN THIS FORM TO COVANA WITH THE FOLLOWING DOCUMENTS

- Photos of the unit and each wiper bracket installed on the unit
- Photos of the gap between the short and long C-channels
- Photos of the four support brackets (showing the top and bottom of each bracket)
- Video of the leaking issue
- Proof of consumer purchase (Dealer sale invoice)
- Serial number of the unit
- Both tables duly completed (identified with  on pages 1 and 2)

RECOMMENDED TOOLS AND EQUIPMENT

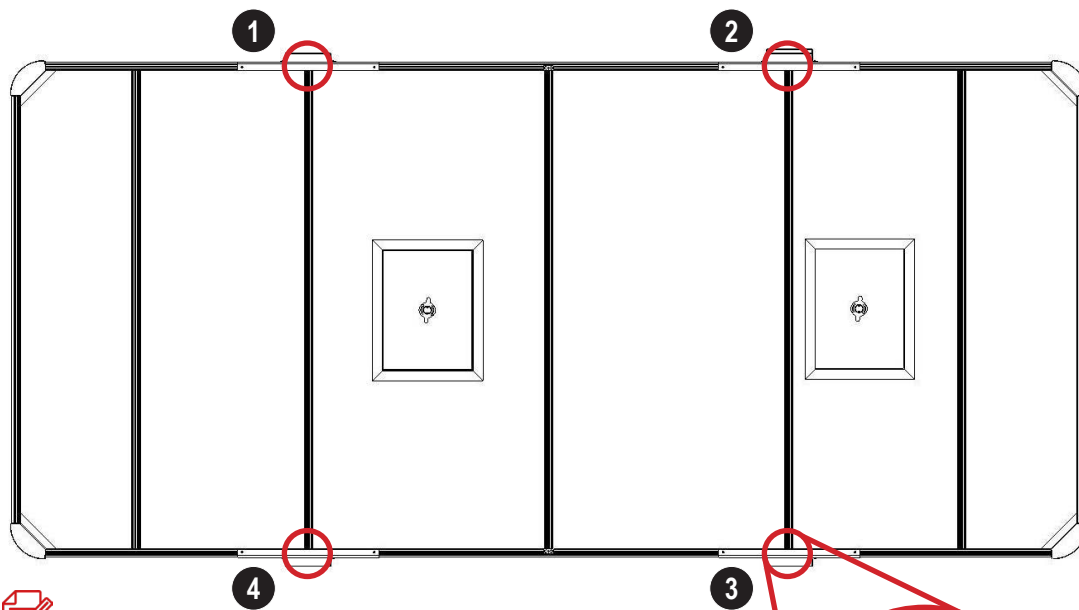
- Measuring tape
- Cell phone or digital camera
- A printed version of this form

MEASUREMENTS AND PHOTOS (CONTINUED ON PAGE 2)

SHORT C-CHANNEL TO LONG C-CHANNEL GAP:

Measure the gap between the short C-channels and the long C-channels from the top side of the cover, this will provide information regarding the compression of the seal in the I-beams.

Kindly include photos of the four gaps; **photos have to be taken from the top side.**

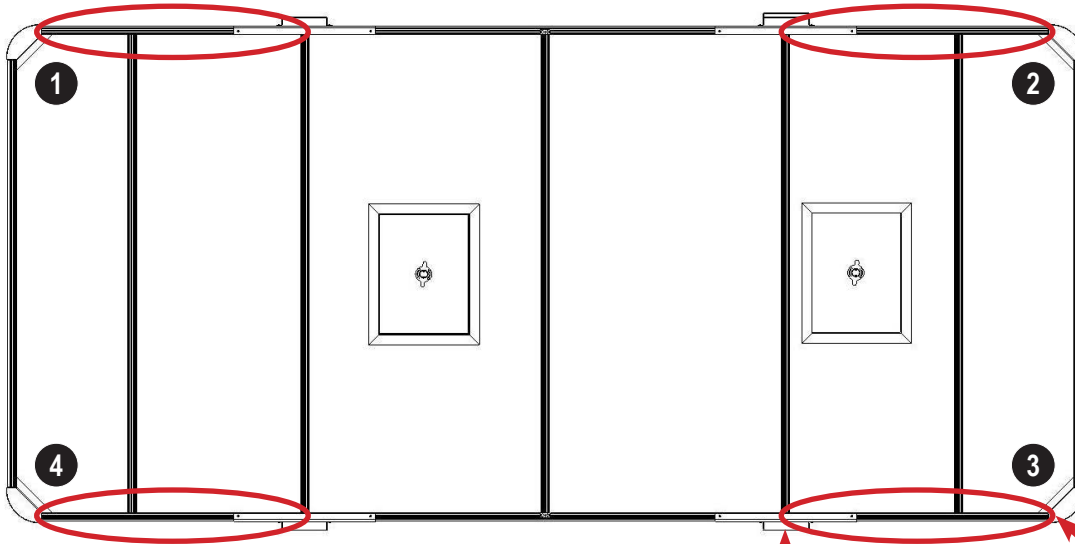


| Gap no. | Measurement |
|---------|-------------|
| No. 1 | |
| No. 2 | |
| No. 3 | |
| No. 4 | |

SHORT C-CHANNEL:

Measure the length of the four short C-Channels.

The length should be taken from the joint between the long C-channel and the short C-channel, to the joint between the short C-channel and the inside corner bracket.



| Short C-Channel | Measurement |
|-----------------|-------------|
| No. 1 | |
| No. 2 | |
| No. 3 | |
| No. 4 | |

